nicslab

MULTICONNECTOR®

XPOW / XDAC PERIPHERAL DEVICE



PRODUCT

See more details on:
www.nicslab.com

SCALABLE

Available in various channel outputs :

40 & 120 channels

VARIETY OF CONNECTOR

Available in various connector options :

D-sub, SMA, Banana F-Socket, 2.54 mm Pin Header, IDC, FFC

Mar-2025



EXTEND YOUR XPOW / XDAC CAPABILITY
AND EXPLORE NEW POSSIBILITIES

MULTICONNECTOR®

HOW TO USE THE MULTICONNECTOR ?



TYPES OF AVAILABLE CONNECTORS

1.

D-sub

2.

FFC

3.

Banana Socket

4.

2.54 mm Pin

5.

IDC

6.

SMA

PRODUCT IMAGE


M1


M2


M3


M4


M5


M6

EXAMPLE OF THE SETUP DIAGRAM

M1 - Multiconnector 40CH (12×16 cm)

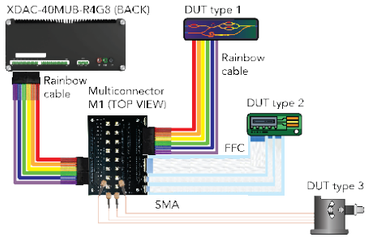

M2 - Multiconnector 120CH (20×30 cm)

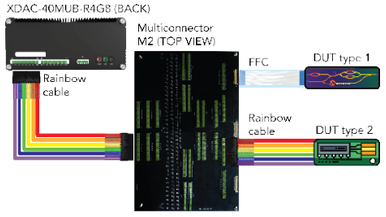

M3 - Multiconnector 40CH (20×30 cm)



M4 - Multiconnector 40CH (10×20 cm)

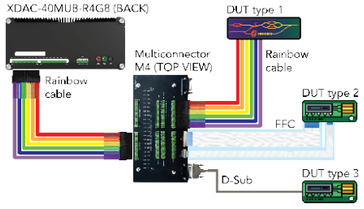

M5 - Multiconnector 120CH (20×30 cm)



M6 - Multiconnector 40CH (12×16 cm)

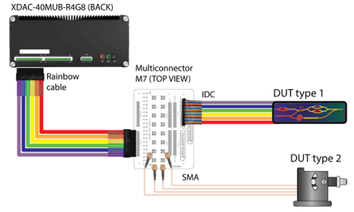

SPECIFICATIONS

Multi Connector Type	Connector Type						Channel Size (channels)	Dimension (Length × Width) [cm × cm]
	FFC	2×20 2.54 mm pin header	Banana Socket	D-Sub	SMA	IDC		
M1	2×20 pins 2×24 pins 2×50 pins	2(2×20 pins)			16×1 pins		40	12 × 16
M2	3×50 pins	2(6×20 pins)					120	20 × 30
M3		2(2×20 pins)	2×20 pins				40	20 × 30
M4	2×24 pins 2×50 pins	2(2×20 pins)		2×25 pins			40	10 × 20
M5		2(6×20 pins)		10×25 pins			120	20 × 30
M6		2(2×20 pins)			16×1 pins	2×40 pins 1×50 pins	40	12 × 16

DETAIL DIAGRAM OF MULTICONNECTORS

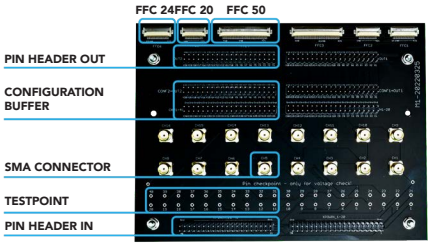

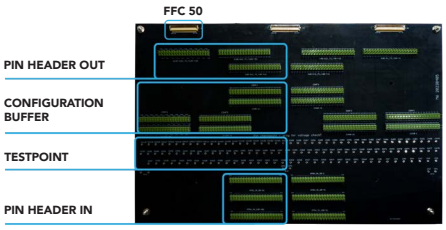

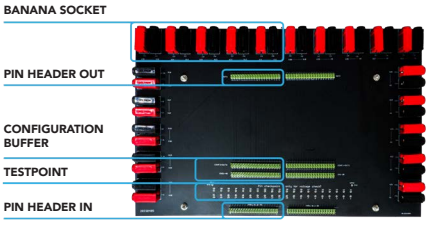

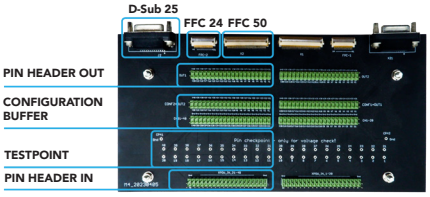

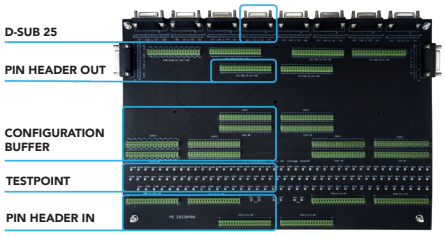

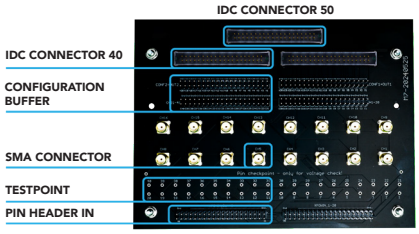

nicslab

Nicslab Ops, Inc.
228 Hamilton Avenue
3rd Floor, Palo Alto
Silicon Valley, CA 94301
United States

Nicslab Ops, Inc.
260 E. Main St.,
Suite 6408
Rochester, NY 14604
United States

Phone: +1 (650) 521-9982
Email: support@nicslab.com

PT. Nicslab Global Industri
Menara Asia Afrika,
Jl. Asia Afrika No.133-137 LT. 9
Kota Bandung, Jawa Barat 40112
Indonesia

Phone: +62-22-86026854
Email: nicslab.id@nicslab.com

www.nicslab.com

We also available at :
amazon
DigiKey

Visit us on :
@NicslabOfficial
Nicslab
NicslabOfficial
@NicslabOfficial
Nicslab